

# MOLDINGS AND ACCESSORIES

Angle molding, shadow molding, channel molding, and other wall moldings are an important detail in the design and installation of each ceiling system. Wall moldings offer a unique solution to each ceiling system by maintaining a consistent look and performance to each design.

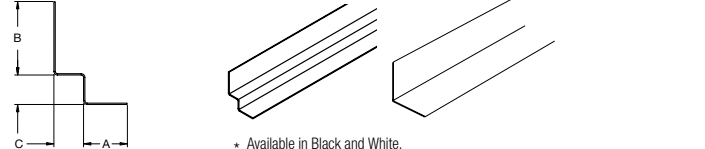
LOCATION DEPENDENT

**Flex molding:**  
Steel base with flexible vinyl facing, minimum bending radius 6"

Item #	Length	(A) Flange	(B) Height	(C) Reveal	Lin. Ft./ Ctn.
<b>7880</b> _*	96"	1"	1"	-	96
<b>7882</b> _*	96"	7/8"	15/16"	-	96
<b>7884</b> _*	96"	15/16"	15/16"	-	96
<b>7885</b> _*	96"	9/16"	1"	-	96
<b>7887</b>	96"	2"	1-1/2"	-	96

**Shadow**

Item #	Length	(A) Flange	(B) Height	(C) Reveal	Lin. Ft./ Ctn.
<b>7890</b>	96"	3/4"	1-5/8"	3/4"	96
<b>7898</b>	96"	9/16"	1"	3/8"	96



\* Available in Black and White.

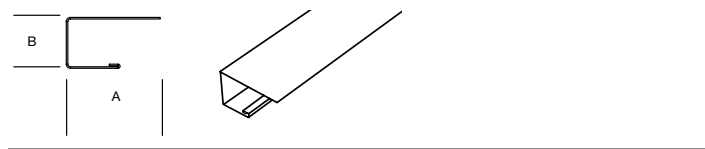
**Angle molding:**  
Hemmed with prefinished exposed flanges

Item #	Length	(A) Flange	(B) Height	Lin. Ft./ Ctn.
<b>7800</b> _* †	144"	7/8"	7/8"	360
<b>7800HRC</b>	144"	7/8"	7/8"	360
<b>7802</b> _♦	120"	7/8"	7/8"	300
<b>7803</b> _****	144"	7/8"	7/8"	360
<b>7804</b> _*** †	144"	9/16"	7/8"	360
<b>7804HRC</b>	144"	9/16"	7/8"	360
<b>780410</b>	120"	9/16"	7/8"	300
<b>7805</b>	120"	1-1/2"	1-1/2"	300
<b>7807</b> _***	120"	2"	1"	100
<b>7808</b> _**** †	120"	2"	2"	100
<b>780812</b>	144"	2"	2"	120
<b>7809</b>	144"	15/16"	15/16"	360
<b>7813</b>	120"	3"	1"	200
<b>7850</b> _♦	144"	1-1/8"	7/8"	360
<b>7851</b> _♦	120"	1-1/8"	7/8"	300
<b>HD7801</b> _♦	120"	7/8"	7/8"	300
<b>HD7801G90</b>	120"	7/8"	7/8"	300
<b>SS7801</b>	120"	7/8"	7/8"	300
<b>AL7801</b>	120"	7/8"	7/8"	300
<b>SWA9854HRC</b>	144"	1-1/4"	1-1/4"	144
<b>SWA9898HRC</b>	144"	7/8"	7/8"	144

\* Available in Black, Adobe, Bronze, Camel, Cranberry, Kiwi, Lagoon, Moss, Pale Lemon, Pecan, Plum, Shell, Sky, Stone, Copper, Cream, Haze, Natural Aluminum, Pewter, Silver, White Aluminum, White, Blizzard White, Platinum  
 \*\* Available in Black, Adobe, Camel, Cranberry, Kiwi, Lagoon, Moss, Pale Lemon, Pecan, Plum, Shell, Sky, Stone, Cream, Haze, Gun Metal, Silver Satin, Silver Grey, Platinum, Blizzard White, White  
 \*\*\* Available in Black, Gun Metal Grey, Blizzard White, White  
 \*\*\*\* Available in Black, Silver Satin, Haze, Platinum, Silver Gray, Blizzard White, White  
 ♦ Available in Blizzard White and White  
 ♦ Available in Gun Metal Grey, Natural Aluminum, Silver Satin, Silver Gray, White Aluminum, Hot Dipped Galvanized, G90  
 † Items available with TrioGuard™ coating in White. (WH3G)

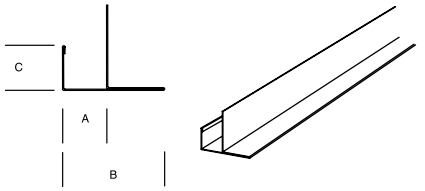
**Slip-on molding:**  
For glue-up tile

Item #	Length	(A) Flange	(B) Height	Lin. Ft./ Ctn.
<b>7841</b>	120"	1/2"	1/2"	400
<b>7842</b>	120"	1/2"	5/8"	400
<b>7843</b>	120"	1/2"	3/4"	400



**"F" molding:**  
For 1/2" and 5/8" drywall

Item #	Length	(A) Width	(B) Face	(C) Flange	Lin. Ft./ Ctn.
<b>7852</b>	120"	1/2"	1-1/16"	7/8"	200
<b>7856</b>	120"	5/8"	1-3/16"	7/8"	200



**Shadow molding:**  
Hemmed with prefinished exposed flanges

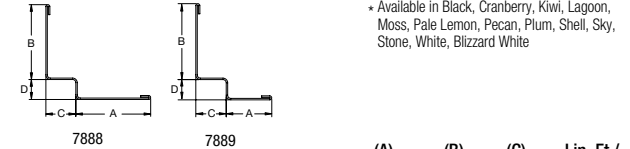
Item #	Length	(A) Flange	(B) Height	(C) Reveal	Lin. Ft./ Ctn.
<b>7823</b> _*	120"	2"	1-1/4"	3/4"	100
<b>7873</b>	120"	9/16"	15/16"	3/8"	300
<b>7874</b>	120"	9/16"	15/16"	1/4"	300
<b>7875</b>	120"	3/4"	15/16"	1/2"	300



\* Available in Black, Cranberry, Kiwi, Lagoon, Moss, Pale Lemon, Pecan, Plum, Shell, Sky, Stone, White, Blizzard White

**Shadow molding:**  
Hemmed with prefinished exposed flanges

Item #	Length	(A) Flange	(B) Height	(C) Reveal	(D) Reveal	Lin. Ft./ Ctn.
<b>7888</b> _*	120"	15/16"	15/16"	3/8"	1/4"	300
<b>7889</b> _*	120"	9/16"	15/16"	3/8"	1/4"	300



\* Available in Black, Cranberry, Kiwi, Lagoon, Moss, Pale Lemon, Pecan, Plum, Shell, Sky, Stone, White, Blizzard White

**Shadow molding:**  
(Compatible with Seismic Rx® and BERCC 2)

Item #	Length	(A) Flange	(B) Height	(C) Reveal	Lin. Ft./ Ctn.
<b>7877</b> _*	120"	15/16"	15/16"	1/4"	300
<b>7878</b> _*	120"	15/16"	15/16"	3/8"	300
<b>7897</b> _*	120"	15/16"	15/16"	1/2"	300



\* Available in Blizzard White

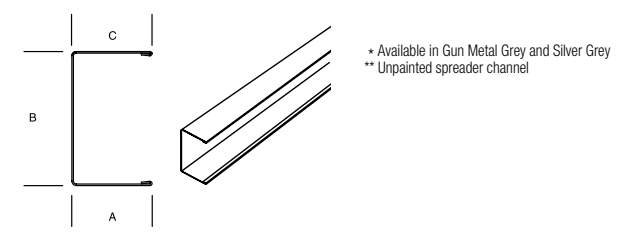
**Shadow molding:**  
Inside and outside corners

Item #	Description
<b>7874IC</b>	Inside Corner for 7874 Molding
<b>7874OC</b>	Outside Corner for 7874 Molding
<b>7861</b>	Inside Corner for 7873 Molding
<b>7862</b>	Outside Corner for 7873 Molding
<b>7877IC</b>	Inside Corner for 7877 Molding
<b>7877OC</b>	Outside Corner for 7877 Molding
<b>7878IC</b>	Inside Corner for 7878 Molding
<b>7878OC</b>	Outside Corner for 7878 Molding

NOTE: Shadow molding can be rotated to be used with either flange (Corners will not work with rotated moldings).

**Channel molding:**  
Hemmed with prefinished exposed flanges

Item #	Length	(A) Flange	(B) Height	(C) Reveal	Lin. Ft./ Ctn.
<b>7830</b>	120"	15/16"	1-15/16"	15/16"	160
<b>7831</b>	120"	15/16"	1-9/16"	15/16"	200
<b>7834</b>	120"	15/16"	1-1/4"	1/2"	240
<b>7835</b> _*	120"	7/8"	1-3/4"	9/16"	200
<b>7835SC</b> _**	11"	7/8"	1-3/4"	9/16"	150



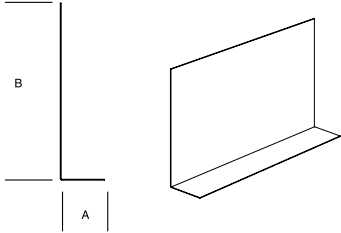
\* Available in Gun Metal Grey and Silver Grey  
 \*\* Unpainted spreader channel

# MOLDINGS AND ACCESSORIES

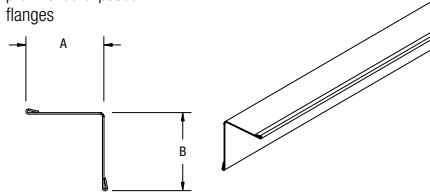


LOCATION DEPENDENT

Fascia molding:	Item #	Length	(A) Flange	(B) Height	Lin. Ft./ Ctn.
Prefinished exposed flanges	<b>7814</b>	120"	1"	4"	50
	<b>7816</b>	120"	1"	6"	50
	<b>7818</b>	120"	1"	8"	50

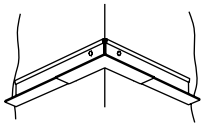


Reverse angle molding:	Item #	Length	(A) Flange	(B) Height	Lin. Ft./ Ctn.
Hemmed with prefinished exposed flanges	<b>7857</b>	144"	15/16"	15/16"	360
	<b>7858</b>	144"	1-9/16"	15/16"	240

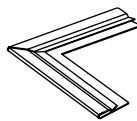


Locking Angle Molding System	Item #	(A) Flange	(B) Height	Pcs./ Ctn.
	<b>LWA</b>	7/8"	7/8"	26
	<b>LWAWT12</b>	Wall Track Mounting Rail		26
	<b>LWAGU12</b>	12" Locking Wall Gusset		78
	<b>LWAGU8</b>	8" Locking Wall Gusset		78

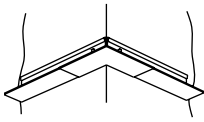
## Corner Covers:



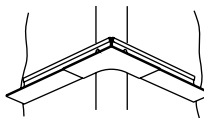
- 7865** (Outside Corner Cover)  
For nominal 9/16" angle molding; snap over molding to trim outside corners; 2" legs



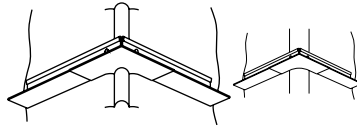
- 7863** (Outside Corner Cover)  
For nominal 7/8" angle molding; snap over molding to trim outside corners; 2" legs



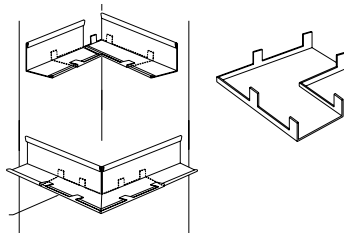
- 7864** (Bullnose Corner Cover)  
For nominal 7/8" angle molding; snap over molding to trim outside corners; fits 3/4" radius block; 2" legs



- 7866** (Bullnose Corner Cover)  
For nominal 7/8" molding; snap over molding to trim outside corners; fits 1" radius block; 2" legs

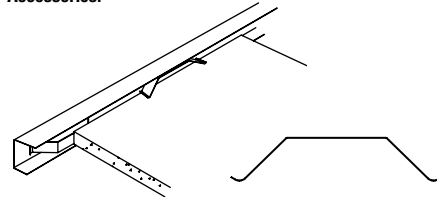


- 7867** (Field Cut Corner Cover)  
For nominal 15/16" molding; cut to fit irregular corner conditions; uncut size 2" x 2"



- 7869** (Inside/Outside Corner Cover)  
For nominal 7/8" angle molding; 1-3/4" legs

## Accessories:



- 7870** (Spring Clip) – 1000 pcs  
Border clips install between ceiling tiles and perimeter closures
- FZ7870** – 50 pcs

## Touch-up Paint – Global White:

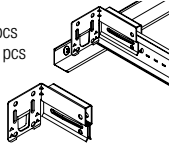
- 5761** (Ceiling Paint)  
32 oz. can Super-Coat™ ceiling panel touch-up paint
- 5760** (Ceiling Paint)  
8 oz. bottle Super-Coat™ ceiling panel touch-up paint
- 789512** (Suspension System Paint)  
6–12 oz. cans global white suspension system touch-up paint

# SUSPENSION SYSTEM ACCESSORIES

## PRODUCT DESCRIPTION

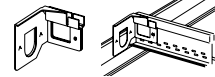
**2" Beam End Retaining Clip** – Joins main beam or cross tee to wall molding and web of suspension system with no visible pop rivets.

**ALBERC2** (aluminum) – 200 pcs  
**FZALBERC2** (aluminum) – 50 pcs  
**BERC2** (steel) – 200 pcs  
**FZBERC2** (steel) – 50 pcs



**BERC** – Beam End Retaining Clip – Joins web of main beam or cross tee to wall molding with no visible pop rivets.

**BERC** – 200 pcs  
**FZBERC** – 50 pcs



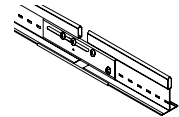
**PMHDC** – Maximum Hold Down Clip

**PMHDC** – 100 pcs



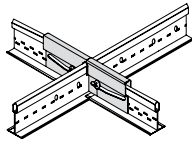
**Seismic Joint Clip – Main Beam** – Allows the ceiling to be divided at a splice on the main beam to accommodate the IBC mandate for ceiling areas greater than 2500 SF to have seismic separation joints. ES4 expansion sleeve is used to cover 3/4" gap.

**SJMR15** for 15/16" – 100 pcs  
**FZSJMR15** for 15/16" – 50 pcs  
**SJMR9** for 9/16" – 100 pcs  
**FZSJMR9** for 9/16" – 50 pcs



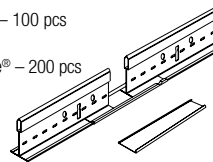
**Seismic Joint Clip Cross Tee** – Offers a tested seismic solution for separation joints in Seismic Category D, E, and F installations.

**SJCG** (PeakForm) – 200 pcs  
**FZSJCG** (PeakForm) – 50 pcs  
**SJCSI** (square bulbs) – 200 pcs  
**FZSJCSI** (square bulbs) – 50 pcs



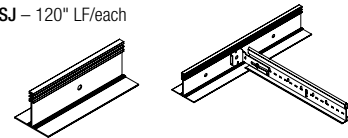
**Expansion Sleeves**

**ES4** – for 15/16" Prelude® – 100 pcs  
**FZES4** – 50 pcs  
**ES49** – for 9/16" Suprafine® – 100 pcs  
**FZES49** – 50 pcs  
**ES76004** – for 1/4" Silhouette® – 200 pcs  
**FZES76004** – 50 pcs  
**ES76008** – for 1/8" Silhouette® – 200 pcs  
**FZES76008** – 50 pcs



**AXSJ-Axiom Slip Joint** – Used to join two acoustical ceiling systems on seismic D, E, F installations. Can also be used to join two different ceiling systems. Hanger wire holes every 6", beginning 3" from each end.

**AXSJ** – 120" LF/each



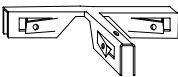
**STAC – Single Tee Adapter Clip** – Used to create code compliant non-seismic and seismic C and D, E, F off-module main beam to cross tee connections.

**STAC** – 120 pcs  
**FZSTAC** – 50 pcs



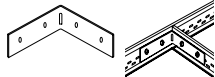
**GC3W90 – Grip Clip 3-Way** – Joins main beams to cross tee via locking bars without pop rivets or screws.

**GC3W90** – 250 pcs  
**FZGC3W90** – 50 pcs



**XTAC – Cross Tee Adapter Clip** – Used to attach field-cut cross tees to main beams

**XTAC** – 100 pcs  
**FZXTAC** – 50 pcs



**GCWA – Grip Clip Wall Attachment** – Joins main beam or cross tee to wall molding via locking bars without pop rivets or screws.

**GCWA** – 250 pcs  
**FZGCWA** – 50 pcs

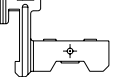


**Closure Clips**

**MCC4G** for Silhouette® 1/4" reveal – 200 pcs  
**FZMCC4G** – 50 pcs  
**MCC8** for Silhouette 1/8" reveal – 200 pcs  
**FZMCC8** – 50 pcs  
**IES3** for Interlude® – 200 pcs  
**FZIES3** – 50 pcs

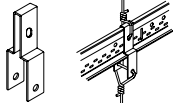
**C1430 – Variable Placement Hook Clip** – Attach to T-Bar to create special length tees and position anywhere along the main beams.

**C1430** – 200 pcs  
**FZC1430** – 50 pcs



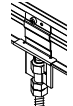
**DLCC – Direct Load Ceiling Clip** – To hang suspension system below existing 15/16" grid face, transferring weight directly to hanger wire; may be used to preserve the fire rating of an existing ceiling and to support heavy accessories.

**DLCC** – 250 pcs  
**FZDLCC** – 50 pcs



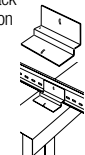
**PMLC – Prelude XL Max Load Connector** – Used to support bus bars, cable trays, and other components with 3/8" threaded rod along the suspension system face.

**PMLC** – 100 pcs



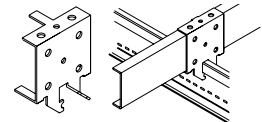
**UPC – Partition Clip** – Fastens partition track section to suspension system for secure attachment; flip for 9/16" or 15/16" suspension system.

**UPC** – 200 pcs  
**FZUPC** – 50 pcs



**UTC – Uptight Clip** – For tight suspension system attachment to 1-1/2" channel; bridging under HVAC ducts; can be used to install the suspension system tight to wood joists.

**UTC** – 250 pcs  
**FZUTC** – 50 pcs

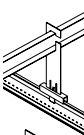


**Channel Beam Splice** – Used to suspend main beams to 1-1/2" black iron carrying channels.

**CBS4** (4") – 100pcs; **FZCBS4** – 50 pcs  
**CBS6** (6") – 100pcs; **FZCBS6** – 50 pcs  
**CBS8** (8") – 100pcs; **FZCBS8** – 50 pcs  
**CBS10** (10") – 100pcs; **FZCBS10** – 50 pcs  
**CBS12** (12") – 75pcs; **FZCBS12** – 50 pcs

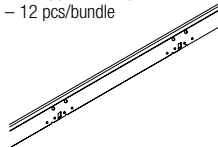
For 2" Black Iron

**CBS2004A** (4") – 75pcs; **FZCBS2004A** – 50 pcs  
**CBS2006A** (6") – 75pcs; **FZCBS2006A** – 50 pcs  
**CBS2008A** (8") – 75pcs; **FZCBS2008A** – 50 pcs



**SH12 – Peak Form Support Hanger** – For suspension systems 12" knock out at 12" on-center.

**SB12** Square Bulb Support Hanger – 12 pcs/bundle  
**SB12G90** Square Bulb Support Hanger G90 coated – 12 pcs/bundle




**Adjustable Grid Spacer Clip** –

Used to space two parallel main beams for light fixtures, air diffusers, etc.; allows for 1/4" adjustments with three different clips.

**GSC9** Main Center Line Spacing 2'-1/2" - 8'-1/2" – 100 pcs  
**FZGSC9** – 50 pcs

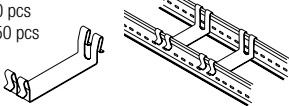
**GSC12** Main Center Line Spacing 5'-1/2" - 11'-1/2" – 100 pcs  
**FZGSC12** – 50 pcs

**GSC16** Main Center Line Spacing 9'-1/2" - 15'-1/2" – 100 pcs  
**FZGSC16** – 50 pcs



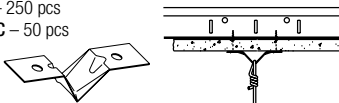
**ABSC – Air Bar Spacer Clip** – Parallel attachment of main beams; evenly spaces suspension system members for air diffuser; available in sizes from 1-7/8" to 6" in 1/8" increments.

**ABSC** – 250 pcs  
**FZABSC** – 50 pcs



**DWC – Drywall Clip** – Allows for a "second" ceiling to be installed below a drywall ceiling; attach through installed drywall to supporting structure; DWC approved for use in UL Designs P237, P239, P240, and P241.

**DWC** – 250 pcs  
**FZDWC** – 50 pcs

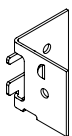


**7876 – Field Rout Tool**  
 1 pcs

**ARPLUG – Cross Tee Plug Clip**  
 80 pcs

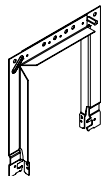
**TZYK – TechZone Yoke**

**TZYK** TechZone Yoke – 100 pcs  
**FZTYK** TechZone Yoke – 50 pcs



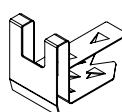
**TZBK – TechZone Brace**

**TZBK** TechZone Brace – 100 pcs  
**FZTZBK** TechZone Brace – 50 pcs



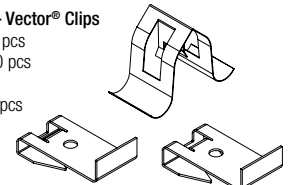
**435A/436A – Optima® Stabilizer Clips**

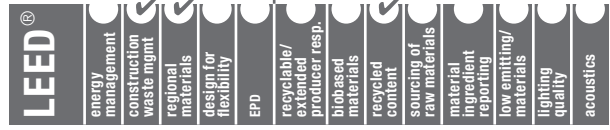
**435A** – Stabilizer Clips for 3/4" - 1" panels – 50 pcs  
**436A** – Stabilizer Clips for 1 1/2" panels – 50 pcs



**440A/441A/442A/443/522A – Vector® Clips**

**440A** Ultima® Border Clip – 50 pcs  
**441A** Optima® Border Clip – 50 pcs  
**442A** Hold Down Clip – 50 pcs  
**443** Calla® Border Clips – 50 pcs  
**522A** Mid-point Clip – 50 pcs





LOCATION DEPENDENT

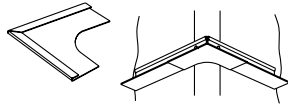
# SUSPENSION SYSTEM ACCESSORIES

## PRODUCT DESCRIPTION

**7866 – Bullnose Corner Cover** – For nominal 7/8" molding; snap over molding to trim outside corners; fits 1" radius block; 2" legs.

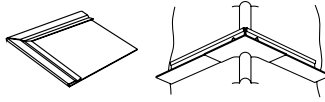
**7864 – Bullnose Corner Cover** – For nominal 7/8" molding; fits 3/4" radius block; 2" legs.

7866 – 100 pcs  
FZ7866 – 50 pcs  
7864 – 100 pcs  
FZ7864 – 50 pcs



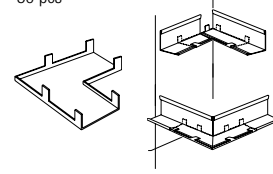
**7867 – Field-Cut Corner Cover** – For nominal 15/16" molding; cut to fit irregular corner conditions; 2" legs.

7867 – 100 pcs  
FZ7867 – 50 pcs



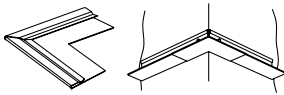
**7869 – Inside/Outside Corner Cover** – For nominal 7/8" angle molding; 1-3/4" legs.

7869 – 50 pcs



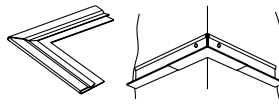
**7863 – Outside Corner Cover** – For nominal 7/8" angle molding; snap over molding to trim outside corners; 2" legs.

7863 – 100 pcs  
FZ7863 – 50 pcs



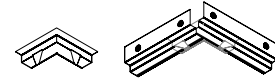
**7865 – Outside Corner Cover** – For nominal 9/16" angle molding; snap over molding to trim outside corners; 2" legs.

7865 – 100 pcs  
FZ7865 – 50 pcs



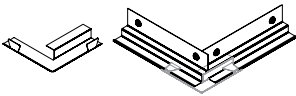
**Shadow Mold – Inside Corner** – Snaps over mold to easily trim inside corner:

7874IC use with 7874 – 100 pcs; FZ7874IC – 50 pcs  
7861 use with 7873 – 100 pcs; FZ7861 – 50 pcs  
877IC use with 7877 – 100 pcs; FZ877IC – 50 pcs  
7878IC use with 7878 – 100 pcs; FZ7878IC – 50 pcs



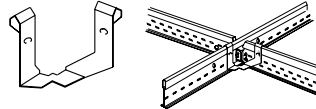
**Shadow Mold – Outside Corner** – snaps over mold to easily trim outside corner:

7874OC use with 7874 – 100 pcs; FZ7874OC – 50 pcs  
7862 use with 7873 – 100 pcs; FZ7862 – 50 pcs  
7877OC use with 7877 – 100 pcs; FZ7877OC – 50 pcs  
7878OC use with 7878 – 100 pcs; FZ7878OC – 50 pcs



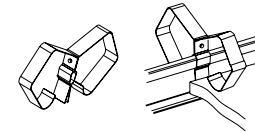
**LFC – Fixture Clip** – Prefinished White for use at corners of light fixture modules on 9/16" exposed tee suspension systems (Suprafine®, Interlude®, Silhouette®); increases corner size to 15/16" which adapts light fixtures designed for 15/16" the suspension system; used when fixtures are not positively attached to the suspension system.

LFC – 50 pcs; FZLFC – 50 pcs



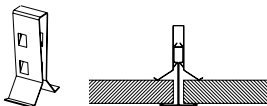
**414 – Retention Clip** – Attaches to main beams and cross tees behind lay-in ceiling; helps prevent accidental panel displacement by basketballs and other forces from below the ceiling.

414 – 100 pcs  
FZ414 – 50 pcs



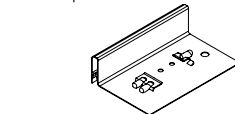
**UHDCA – Universal Hold Down Clip** – Attaches to top bulb of the suspension system to hold 1/16" to 5/8" lay-in panel in place; helps to prevent ceiling panel fluttering at entryways.

UHDCA – 1,000 pcs  
FZUHDCA – 50 pcs  
CHDC – Clear Hold Down Clip – 50 pcs



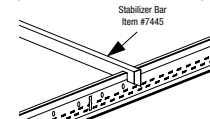
**DW58LT – Transition Clip for 5/8" Drywall** – Facilitates transition from drywall to acoustical ceiling; one-sided hold down clip; eliminates need for drywall bead. Locking tabs provide secure location for DGS tees.

DW50LT – Transition Clip for 1/2" Drywall – 125 pcs  
FZDW50LT – 50 pcs



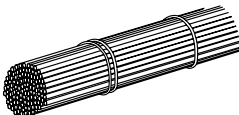
7425 – 24" Stabilizer Bar – 100 pcs  
7431 – 30" Stabilizer Bar – 100 pcs  
7445 – 48" Stabilizer Bar – 100 pcs

Used to maintain uniform spacing of suspension system components (main beams and cross tees).



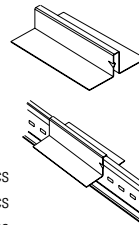
**7891 – 12 Gauge Soft Hanger Wire** (12' length) – Used to hang suspended ceilings from structural deck.

7891 – 140 pcs



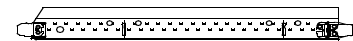
**EHDC50 – Exterior Hold Down Clip for 1/2" lay-in ceiling panels and drywall;**  
**EHDC58 – Exterior Hold Down Clip for 5/8" lay-in ceiling panels and drywall;**  
**EHDC75 – Exterior Hold Down Clip for 3/4" lay-in ceiling panels and drywall;** locks under bulb of suspension system member to prevent upward movement.

EHDC50 – 125 pcs; FZEHDC50 – 50 pcs  
EHDC58 – 125 pcs; FZEHDC58 – 50 pcs  
EHDC75 – 125 pcs; FZEHDC75 – 50 pcs



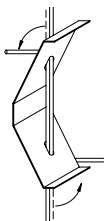
**GA7327 – Grid Adapter** – Allows for easy directional changes of Prelude Main® beams; 27" long component has two different end details. One end has a SuperLock™ clip with a route 3" from the end, opposite end has an XL2 clip with override end detail. This enables the adapter to be connected to either end of a Prelude main beam or plugged into a rout location on a main beam or cross tee.

GA7327 – 60 pcs

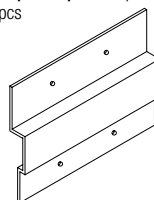


**WS12 – Hanger Wire Splice** – Splices #12 gauge hanger wire; recommended for renovation applications; provides easy adjustment of ceiling height.

WS12 – 1,000 pcs  
FZWS12 – 50 pcs



**BACG90A – Wind Uplift Clip** – 200 pcs  
FZBAGG90 – 50 pcs



**12 lb. Aircraft Cable and Connectors**  
AC1210 – 10' length  
AC1215 – 15' length  
AC1220 – 20' length  
ACHC – Cable Quick Loop Connector  
1 pc each