

CLEAN ROOM™ Aluminum

15/16" and 1-1/2" Exposed Tee System

UP TO **50%** RECYCLED CONTENT

Calculate LEED contribution at armstrongceilings.com/greengenie

LEED®

- energy management
- construction waste mgmt
- regional materials
- design for flexibility
- EPD
- recyclable/extended producer resp.
- biobased materials
- recycled content
- sourcing of raw materials
- material incident reporting
- low emitting materials
- lighting quality
- acoustics

LOCATION DEPENDENT



KEY SELECTION ATTRIBUTES

- Suitable for use in Class 5 (Class 100 clean rooms as defined by ISO Standard 14644-1 (Federal Standard 209E) when used with Clean Room™ FL, Clean Room VL, Health Zone™ Ultima®, and Health Zone Optima®)
- Aluminum construction for maximum corrosion resistance and non-magnetic environments.
- Clear non-ferrous hold down clip to ensure a good seal available (not required for clean room performance)
- Unique, factory-applied gaskets for better seal between panel and suspension system
- 10-year limited warranty; 30-year limited warranty with HumiGuard® Plus products

TYPICAL APPLICATIONS

- MRI suites (co-extruded aluminum only)
- Hospitals
- Food processing facilities
- High-tech manufacturing
- Pharmaceutical facilities

VISUAL SELECTION

Item No.	Face Profile	Description	Rout Spacing	Dimensions (Inches)	Hanger Spacing*		
					Lbs./Lin. Ft.	4 Ft.	5 Ft.
15/16" Clean Room Co-Extruded Aluminum (Gasketed)					2 Ft.	4 Ft.	5 Ft.
<input type="checkbox"/> EA7900	15/16"	12' ID Main Beam	12" O.C.	144 x 15/16 x 2"	–	12.25	–
<input type="checkbox"/> EA7940	15/16"	4' Cross Tee	24" O.C.	48 x 15/16 x 2"	–	15.32	–
<input type="checkbox"/> EA7920	15/16"	2' Cross Tee	–	24 x 15/16 x 2"	66.62	–	–
	15/16"	Other Sizes Cross tees L: 24" - 144" / Rout spacing 6" from ends, 12" thereafter					
<input type="checkbox"/> EA7812		12' Hemmed Angle Molding		144 x 15/16 x 15/16"			
1-1/2" Clean Room Co-Extruded Aluminum (Gasketed)							
<input type="checkbox"/> EA7903	1-1/2"	12' HD Main Beam	12" O.C.	144 x 1-1/2 x 2"	–	16.7	8.4
<input type="checkbox"/> EA7947	1-1/2"	4' Cross Tee	24" O.C.	48 x 1-1/2 x 2"	–	17.66	–
<input type="checkbox"/> EA7927	1-1/2"	2' Cross Tee	–	24 x 1-1/2 x 2"	60.55	–	–
<input type="checkbox"/> EA7813		12' Hemmed Angle Molding		144 x 15/16 x 15/16"			

* Simple Span

PERFORMANCE

Fire Guard™	Seismic Category	Dots represent high level of performance.	
		Fire	Seismic
–	–	–	–
–	–	–	–
–	–	–	–
–	–	–	–
–	•	–	–
–	–	–	–
–	–	–	–

PACKAGING

Pcs./ Ctn.	Lin. Ft./ Ctn.
20	240
60	240
60	120
Varies	Varies
30	360
12	144
36	144
36	72
30	360

ACCESSORIES

BERC2 – 2" Beam End Retaining Clip – Allows you to create a code compliant Seismic D, E, F ceiling installation while eliminating the need to use 2" wall molding or spreader bars.

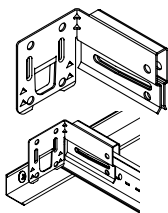
ALBERC2 (aluminum) – 200 pcs

BERC2 (Steel) – 200 pcs

FZBERC2 (Steel) – 50 pcs

ALBERC2 (Aluminum) – 200 pcs

FZALBERC2 (Aluminum) – 50 pcs



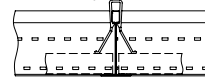
CHDC – Clear Hold Down Clip –

Attaches to top bulb of the suspension system to hold 1/16" to 5/8" lay-in panel in place; helps to prevent ceiling panel fluttering at entryways.

CHDC – 50 pcs

FZCHDC – 50 pcs

Clean Room (CHDC)
Hold Down Clip



CLEAN ROOM™ Aluminum

15/16" and 1-1/2" Exposed Tee System

MAXIMUM FIXTURE WEIGHT

Item No.	Configuration		Fixture*		Planning Module		Hanger Spacing		Maximum Weight	
	A	B	A	B	A	B	A	B	A	B
Main Beam to Main Beam										
<input type="checkbox"/> EA7903			24" x 48"		48" x 48"		48"		100.0 lbs.	
			24" x 48"	12" x 48"	48" x 48"	48" x 48"	48"	48"	70.0 lbs.	100.0 lbs.
			12" x 48"		48" x 48"		48"		69.0 lbs.	
Main beams tested as follows: EA7903 tested at 16.74 lbs./lin. ft. to 1/360 of 4' span.										
Cross Tee to Cross Tee										
<input type="checkbox"/> EA7947			24" x 48"	24" x 24"	48" x 48"	48" x 48"	48"	48"	100.0 lbs.	100.0 lbs.
48" cross tees tested as follows: EA7947 tested at 18.4 lbs./lin.ft. to 1/360 of 4' span.										

Main Beam ↑ Hanger Wire (•)

* Fixtures weighing more than 56 lbs. should be independently supported. Fixture weight is based on single fixture only. For end-to-end fixtures or other configurations not shown, consult your Armstrong representative.
NOTE: The above data is based on 48" hanger wire spacing, board weight of 1 lb./sq. ft., maximum deflection of tees not to exceed 1/360 of the span, and suspension system installed in accordance with ASTM C 636.

COLOR SELECTION



White
(WH)

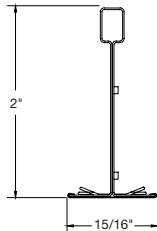
LIGHT FIXTURES

NOTE: Specify light fixtures designed to install with 2" web height suspension systems. Compatible light fixtures:

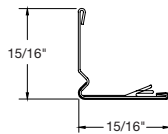
Manufacturer	Item #
Lithonia	CLRM-150 SRT-2x4_F MP4270
Guth	KLEENSEAL KRT 200
Morlite	CRGHEPA24 Series

DETAILS

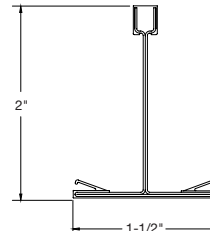
15/16" Aluminum Main Beam and Cross Tee



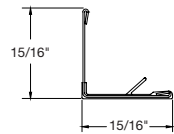
Clean Room Angle Molding for use with 15/16" Clean Room Suspension System



1-1/2" Aluminum Main Beam and Cross Tee



Clean Room Angle Molding for use with 1-1/2" Clean Room Suspension System



SEISMIC PERFORMANCE

Main Beams
EA7903, EA7900

Minimum Lbs. To Pull Out Compression/Tension
294.6

Cross Tees
*EA7947, EA7927, EA7940, EA7920

Minimum Lbs. To Pull Out Compression/Tension
492.4

ICC Reports

For areas under ICC jurisdiction, see ICC evaluation report number 1308 for allowable values and/or conditions of use concerning the suspension system components listed on this page. The report is subject to reexamination, revisions, and possible cancellation.

* NOTE: Requires use of #6 Phillips self-tapping screw through cross tee end detail.

PHYSICAL DATA

Material

1-1/2" Co-Extruded Aluminum with PVC face – Gasketed

15/16" Co-Extruded Aluminum with aluminum-capped face – Gasketed

Surface Finish

Textured PVC for 1-1/2"
Baked polyester for 15/16"
White aluminum – Capped face

Manufactured and tested in accordance with ASTM C635

Cross Tee/Main Beam Interface

Co-Extruded Aluminum Clean Room – Flush Fit

End Detail for 1-1/2"

Main Beam: Staked-on clip
Cross Tee: Integral hook

End Detail for 15/16"

Main Beam: Integral
Cross Tee: Staked-on clip