

# CLEAN ROOM™ Aluminum

## 15/16" and 1-1/2" Exposed Tee System



Calculate LEED contribution at [armstrongceilings.com/greengenie](http://armstrongceilings.com/greengenie)

LOCATION DEPENDENT



### KEY SELECTION ATTRIBUTES

- Suitable for use in Class 5 (Class 100 clean rooms as defined by ISO Standard 14644-1 (Federal Standard 209E) when used with Clean Room™ FL, Clean Room VL, Health Zone™ Ultima®, and Health Zone Optima®)
- Aluminum construction for maximum corrosion resistance and non-magnetic environments.
- Clear non-ferrous hold down clip to ensure a good seal available (not required for clean room performance)
- Unique, factory-applied gaskets for better seal between panel and suspension system
- 10-year limited warranty; 30-year limited warranty with HumiGuard® Plus products

### TYPICAL APPLICATIONS

- MRI suites (co-extruded aluminum only)
- Hospitals
- Food processing facilities
- High-tech manufacturing
- Pharmaceutical facilities

### VISUAL SELECTION

Item No.	Face Profile	Description	Rout Spacing	Dimensions (Inches)	Hanger Spacing*		
					2 Ft.	4 Ft.	5 Ft.
<b>15/16" Clean Room Co-Extruded Aluminum (Gasketed)</b>							
<input type="checkbox"/> EA7900	15/16"	12' ID Main Beam	12" O.C.	144 x 15/16 x 2"	–	12.25	–
<input type="checkbox"/> EA7940	15/16"	4' Cross Tee	24" O.C.	48 x 15/16 x 2"	–	15.32	–
<input type="checkbox"/> EA7920	15/16"	2' Cross Tee	–	24 x 15/16 x 2"	66.62	–	–
	15/16"	<b>Other Sizes</b> Cross tees L: 24" - 144" / Rout spacing 6" from ends, 12" thereafter					
<input type="checkbox"/> EA7812		12' Hemmed Angle Molding		144 x 15/16 x 15/16"			
<b>1-1/2" Clean Room Co-Extruded Aluminum (Gasketed)</b>							
<input type="checkbox"/> EA7903	1-1/2"	12' HD Main Beam	12" O.C.	144 x 1-1/2 x 2"	–	16.7	8.4
<input type="checkbox"/> EA7947	1-1/2"	4' Cross Tee	24" O.C.	48 x 1-1/2 x 2"	–	17.66	–
<input type="checkbox"/> EA7927	1-1/2"	2' Cross Tee	–	24 x 1-1/2 x 2"	60.55	–	–
<input type="checkbox"/> EA7813		12' Hemmed Angle Molding		144 x 15/16 x 15/16"			

\* Simple Span

### PERFORMANCE

Fire Guard™	Seismic Category	Dots represent high level of performance.	
		–	•
–	–	–	–
–	–	–	–
–	–	–	–
–	–	–	–
–	•	–	–
–	–	–	–
–	–	–	–

### PACKAGING

Pcs./ Ctn.	Lin. Ft./ Ctn.
20	240
60	240
60	120
Varies	Varies
30	360
12	144
36	144
36	72
30	360

### ACCESSORIES

**BERC2 – 2" Beam End Retaining Clip** – Allows you to create a code compliant Seismic D, E, F ceiling installation while eliminating the need to use 2" wall molding or spreader bars.

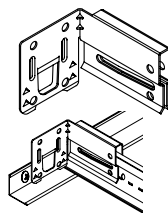
ALBERC2 (aluminum) – 200 pcs

BERC2 (Steel) – 200 pcs

FZBERC2 (Steel) – 50 pcs

ALBERC2 (Aluminum) – 200 pcs

FZALBERC2 (Aluminum) – 50 pcs



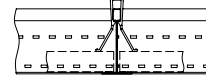
**CHDC – Clear Hold Down Clip** –

Attaches to top bulb of the suspension system to hold 1/16" to 5/8" lay-in panel in place; helps to prevent ceiling panel fluttering at entryways.

CHDC – 50 pcs

FZCHDC – 50 pcs

Clean Room (CHDC)  
Hold Down Clip



# CLEAN ROOM™ Aluminum

## 15/16" and 1-1/2" Exposed Tee System

### MAXIMUM FIXTURE WEIGHT

Item No.	Configuration		Fixture*		Planning Module		Hanger Spacing		Maximum Weight		
	A	B	A	B	A	B	A	B	A	B	
<b>Main Beam to Main Beam</b>											
<input type="checkbox"/> EA7903			24" x 48"		48" x 48"		48"		100.0 lbs.		
			24" x 48"	12" x 48"	48" x 48"	48" x 48"	48"	48"	70.0 lbs.	100.0 lbs.	
			12" x 48"		48" x 48"		48"		69.0 lbs.		
Main beams tested as follows: EA7903 tested at 16.74 lbs./lin. ft. to 1/360 of 4' span.											
<b>Cross Tee to Cross Tee</b>											
<input type="checkbox"/> EA7947			24" x 48"	24" x 24"	48" x 48"	48" x 48"	48"	48"	100.0 lbs.	100.0 lbs.	
48" cross tees tested as follows: EA7947 tested at 18.4 lbs./lin. ft. to 1/360 of 4' span.											

Main Beam ↑ Hanger Wire (•)

\* Fixtures weighing more than 56 lbs. should be independently supported. Fixture weight is based on single fixture only. For end-to-end fixtures or other configurations not shown, consult your Armstrong representative.  
NOTE: The above data is based on 48" hanger wire spacing, board weight of 1 lb./sq. ft., maximum deflection of tees not to exceed 1/360 of the span, and suspension system installed in accordance with ASTM C 636.

### COLOR SELECTION



White  
(WH)

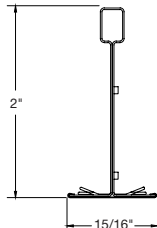
### LIGHT FIXTURES

NOTE: Specify light fixtures designed to install with 2" web height suspension systems. Compatible light fixtures:

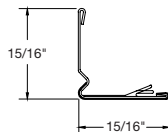
Manufacturer	Item #
Lithonia	CLRM-150 SRT-2x4_F MP4270
Guth	KLEENSEAL KRT 200
Morlite	CRGHEPA24 Series

### DETAILS

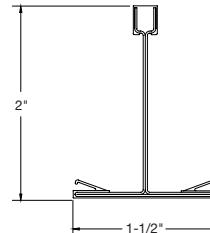
15/16" Aluminum Main Beam and Cross Tee



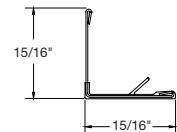
Clean Room Angle Molding for use with 15/16" Clean Room Suspension System



1-1/2" Aluminum Main Beam and Cross Tee



Clean Room Angle Molding for use with 1-1/2" Clean Room Suspension System



### SEISMIC PERFORMANCE

**Main Beams**  
EA7903, EA7900

**Minimum Lbs. To Pull Out** Compression/Tension  
294.6

**Cross Tees**  
\*EA7947, EA7927, EA7940, EA7920

**Minimum Lbs. To Pull Out** Compression/Tension  
492.4

### ICC Reports

For areas under ICC jurisdiction, see ICC evaluation report number 1308 for allowable values and/or conditions of use concerning the suspension system components listed on this page. The report is subject to reexamination, revisions, and possible cancellation.

\* NOTE: Requires use of #6 Phillips self-tapping screw through cross tee end detail.

### PHYSICAL DATA

#### Material

1-1/2" Co-Extruded Aluminum with PVC face – Gasketed

15/16" Co-Extruded Aluminum with aluminum-capped face – Gasketed

#### Surface Finish

Textured PVC for 1-1/2"  
Baked polyester for 15/16"  
White aluminum – Capped face

Manufactured and tested in accordance with ASTM C635

#### Cross Tee/Main Beam Interface

Co-Extruded Aluminum Clean Room – Flush Fit

#### End Detail for 1-1/2"

Main Beam: Staked-on clip  
Cross Tee: Integral hook

#### End Detail for 15/16"

Main Beam: Integral  
Cross Tee: Staked-on clip