

CLEAN ROOM™ Steel

15/16" Exposed Tee System

UP TO **30%** RECYCLED CONTENT

Calculate LEED contribution at armstrongceilings.com/greengenie

LEED energy management construction waste mgmt regional materials design for flexibility EPD recyclable/extended producer resp. biobased materials recycled content sourcing of raw materials material ingredient reporting low emitting materials lighting quality acoustics

LOCATION DEPENDENT



KEY SELECTION ATTRIBUTES

- Suitable for use in Class 5 (Class 100 clean rooms as defined by ISO Standard 14644-1 (Federal Standard 209E) when used with Clean Room FL, Clean Room VL, Health Zone™ Ultima®, and Health Zone Optima®)
- Seismic Rx® Suspension System saves time and money; ICC-ES approach to installations (ESR-1308)
- Unique, integral gasket for better seal between panel and grid
- Integral main beam splice for easy connections and module control
- XL staked-on end detail provides secure locked connection
- Rotary-stitched for additional torsion strength and installation
- 10-year limited warranty; 30-year with HumiGuard® Plus

TYPICAL APPLICATIONS

- Laboratories
- Pharmaceutical facilities
- Automotive and aerospace
- Computer rooms
- Hospitals
- Food processing facilities
- High-tech manufacturing
- Data Centers

VISUAL SELECTION

PERFORMANCE

PACKAGING

Item No.	Face Profile	Description	Rout Spacing	Dimensions (Inches)	Hanger Spacing* Lbs./Lin. Ft.			Fire Guard™	Seismic Category 	Pcs./ Ctn.	Lin. Ft./ Ctn.
					2 Ft.	4 Ft.	5 Ft.				
Clean Room Co-Extruded Steel (Gasketed)					2 Ft.	4 Ft.	5 Ft.	Dots represent high level of performance.			
<input type="checkbox"/> ES7901	15/16"	12' HD Main Beam	12" O.C.	144 x 15/16 x 1-11/16"	–	18.33	–	–	•	20	240
<input type="checkbox"/> ES7940	15/16"	4' Cross Tee	24" O.C.	48 x 15/16 x 1-11/16"	–	16.83	–	–	–	60	240
<input type="checkbox"/> ES7920	15/16"	2' Cross Tee	–	24 x 15/16 x 1-11/16"	60.83	–	–	–	–	60	120
	15/16"	Other Sizes Cross tees L: 24" - 144" / Rout spacing 6" from ends, 12" thereafter								Varies	Varies
<input type="checkbox"/> ES7801		12' Hemmed Angle Molding		144 x 15/16 x 15/16"						30	360

MAXIMUM FIXTURE WEIGHT

Configuration A B	Item No.	Fixture*		Planning Module		Hanger Spacing		Maximum Weight	
		A	B	A	B	A	B	A	B
Main Beam to Main Beam – Drawing Key: Main beam (↑) Cross tee (---) Hanger wire (↗)									
	ES7901	24" x 48"		48" x 48"		48"		100.0 lbs.	
	ES7901	24" x 48"	12" x 48"	48" x 48"	48" x 48"	48"	48"	70.0 lbs.	100.0 lbs.
	ES7901	12" x 48"		48" x 48"		48"		69.0 lbs.	

* Fixtures weighing more than 56 lbs. should be independently supported. Fixture weight is based on single fixture only. For end-to-end fixtures or other configurations not shown, consult your Armstrong representative..

CLEAN ROOM™ Steel

15/16" Exposed Tee System

ACCESSORIES

CHDC – Clear Hold Down Clip

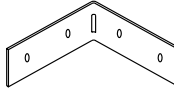
Attaches to top bulb of the suspension system to hold 1/16" to 5/8" lay-in panel in place; helps to prevent ceiling panel fluttering at entryways.



- CHDC – 50 pcs
- FZCHDC – 50 pcs

XTAC – Cross Tee Adapter Clip

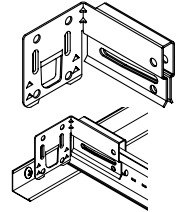
Attaches cross tees or main beams to the structural wall molding when supporting heavy loads around the perimeter of the ceiling installation.



- XTAC – 100 pcs
- FZXTAC – 50 pcs

BERC2 – 2" Beam End Retaining Clip

Allows you to create a code compliant Seismic D, E, F ceiling installation while eliminating the need to use 2" wall molding or spreader bars.



- BERC2 (Steel) – 200 pcs
- FZBERC2 (Steel) – 50 pcs

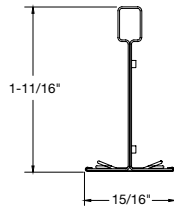
COLOR SELECTION



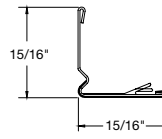
White
(WH)

DETAILS

15/16"
Main Beam
and
Cross Tee



Clean Room
Angle Molding
for use with
15/16"
Clean Room
Suspension
System



SEISMIC PERFORMANCE

Main Beams – Minimum Lbs. To Pull Out Compression/Tension
ES7901 - 294.6

Cross Tees – Minimum Lbs. To Pull Out Compression/Tension
ES7940, ES7920 - 492.40

ICC Reports

For areas under ICC jurisdiction, see ICC evaluation report number 1308 for allowable values and/or conditions of use concerning the suspension system components listed on this page. The report is subject to reexamination, revisions, and possible cancellation.

PHYSICAL DATA

Material

Hot-Dipped Galvanized – Gasketed

Surface Finish

Baked Polyester Paint

Manufactured and tested in accordance with ASTM C635

Cross Tee/Main Beam Interface

Flush Fit

End Detail

Main Beam: Integral Hook
Cross Tee: Staked-on Clip